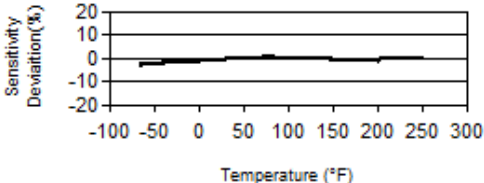




Model Number 352A59	ICP® ACCELEROMETER		Revision: B ECN #: 48707
Performance	ENGLISH	SI	OPTIONAL VERSIONS
Sensitivity(± 15 %)	10 mV/g	1.0 mV/(m/s ²)	Optional versions have identical specifications and accessories as listed for the standard model except where noted below. More than one option may be used.
Measurement Range	± 500 g pk	± 4900 m/s ² pk	TLA - TEDS LMS International - Free Format
Frequency Range(± 5 %)	1.0 to 10,000 Hz	1.0 to 10,000 Hz	TLB - TEDS LMS International - Automotive Format
Frequency Range(± 10 %)	0.7 to 20,000 Hz	0.7 to 20,000 Hz	TLC - TEDS LMS International - Aeronautical Format
Frequency Range(± 3 dB)	0.5 to 30,000 Hz	0.5 to 30,000 Hz	
Resonant Frequency	≥ 65 kHz	≥ 65 kHz	
Broadband Resolution(1 to 10,000 Hz)	.005 g rms	.05 m/s ² rms	[1]
Non-Linearity	≤ 1 %	≤ 1 %	[2]
TEDS Compliant(Per IEEE 1451.4)	Yes	Yes	[3]
Transverse Sensitivity	≤ 5 %	≤ 5 %	
Environmental			
Overload Limit(Shock)	± 10,000 g pk	± 98,000 m/s ² pk	
Temperature Range(Operating)	-65 to +250 °F	-54 to +121 °C	
Temperature Response	See Graph	See Graph	
Electrical			
Excitation Voltage	18 to 30 VDC	18 to 30 VDC	
Constant Current Excitation	2 to 20 mA	2 to 20 mA	
Output Impedance	≤ 50 Ohm	≤ 50 Ohm	
Output Bias Voltage	7 to 12 VDC	7 to 12 VDC	
Discharge Time Constant	1.0 to 3.5 sec	1.0 to 3.5 sec	
Settling Time(within 10% of bias)	<3.5 sec	<3.5 sec	
Spectral Noise(1 Hz)	225 µg/√Hz	2205 (µm/sec ²)/√Hz	[1]
Spectral Noise(10 Hz)	50 µg/√Hz	490 (µm/sec ²)/√Hz	[1]
Spectral Noise(100 Hz)	10 µg/√Hz	98 (µm/sec ²)/√Hz	[1]
Spectral Noise(1 kHz)	8 µg/√Hz	78 (µm/sec ²)/√Hz	[1]
Spectral Noise(10 kHz)	5 µg/√Hz	49 (µm/sec ²)/√Hz	[1]
Physical			
Size (Height x Length x Width)	.22 in x 0.48 in x 0.25 in	5.6 mm x 12.2 mm x 6.4 mm	[1]
Weight	.03 oz	.9 gm	
Sensing Element	Ceramic	Ceramic	
Sensing Geometry	Shear	Shear	
Housing Material	Titanium	Titanium	
Sealing	Hermetic	Hermetic	
Electrical Connector	M3 Coaxial Jack	M3 Coaxial Jack	
Electrical Connection Position	Side	Side	
Mounting	Adhesive	Adhesive	
	Typical Sensitivity Deviation vs Temperature 		
 [4]			
<p><i>All specifications are at room temperature unless otherwise specified. In the interest of constant product improvement, we reserve the right to change specifications without notice.</i></p> <p>ICP® is a registered trademark of PCB Group, Inc.</p>			
NOTES:			
<p>[1] Typical. [2] Zero-based, least-squares, straight line method. [3] TEDS Capable Digital Memory and Communication, compliant with IEEE P1451.4 [4] See PCB Declaration of Conformance PS023 for details.</p>			
SUPPLIED ACCESSORIES:			
<p>Model 030B10 Miniature low-noise PTFE cable, 10-ft, M3 plug to 10-32 plug (1) Model 039A38 One-piece removal tool for model 352A71 (1) Model 080A109 Petro Wax (1) Model ACS-1 NIST traceable frequency response (10 Hz to upper 5% point). (1)</p>			
Entered: LK	Engineer: LM	Sales: WDC	Approved: JJB
Date: 9/25/2018	Date: 9/25/2018	Date: 9/25/2018	Date: 9/25/2018
			68012
 3425 Walden Avenue, Depew, NY 14043		Phone: 716-684-0001 Fax: 716-684-0987 E-Mail: info@pcb.com	

Aufgrund laufender Weiterentwicklungen sind Änderungen der Spezifikationen vorbehalten. Alle Angaben vorbehaltlich Satz- und Druckfehler.

v181206

nbn Austria GmbH

Riesstraße 146, 8010 Graz

Tel. +43 316 402805 | Fax +43 316 402506

nbn

nbn@nbn.at | www.nbn.at